

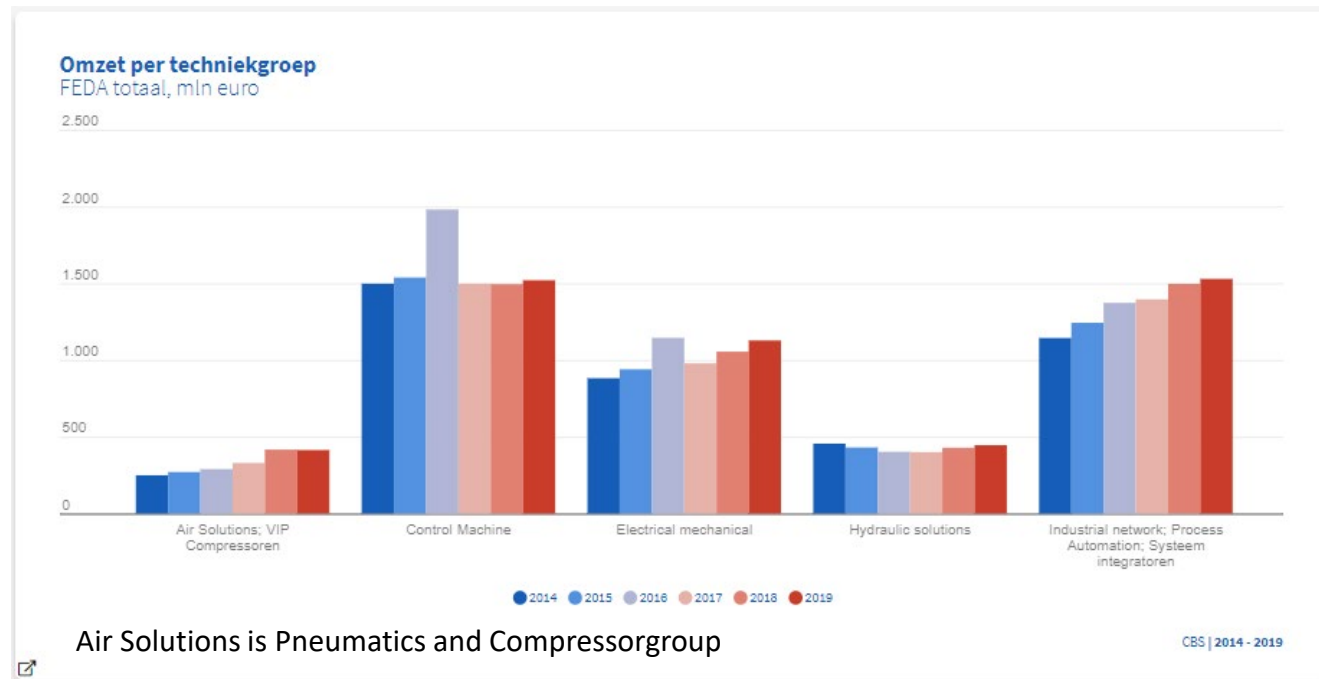


# FLUID POWER MARKET NETHERLANDS

Arjan Coppens  
FEDA Committee member

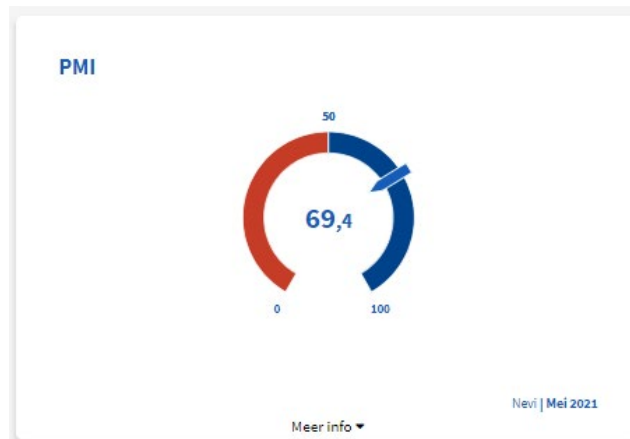
# Turnover Fluid power

- Data only available till 2019 for now.
- Total market Hydraulics approx. 800 mln., Pneumatics approx. 160 mln.
- Hydraulics dropped about 10-15% in 2020 and pneumatics was about same as 2019



# Development Fluid Power

- Pneumatics stable after a dip because of export limitations machines
- Hydraulics picked up again in all industries with exception of Marine and offshore (oil and Gas)
- Yacht building is a special one which is booming again.
- Raw materials (+10-20%) and transport (+50-200%) costs are the challenge for our business
- Not only the prices but of course also the availability.

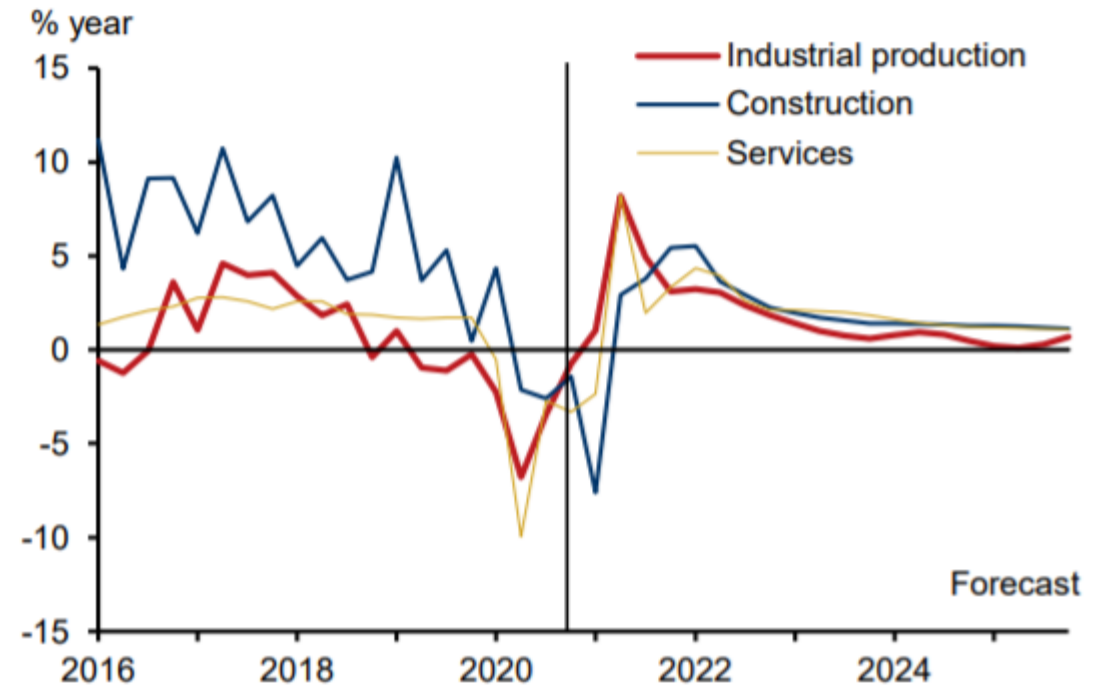


# Current and Future Trends

- Year on year change in production of different industries in 2020:

	2021	2022
Motor vehicles & parts	+11.1	+3.8
Machine tools	+4.8	+15.5
Repair & installation of machinery	+1.1	+4.1
Oil and Natural Gas Extraction	-15.3	-8.2

**Netherlands: Industry**



Source: Oxford Economics

# Dutch government

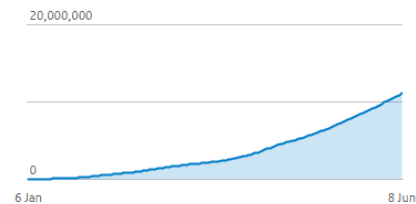
- No Lock down anymore
- Number of positive tests finally going down (<1500/day)
  - $R=0,9$
- Vaccination program continues good
  - NL has 17 mln. People. We are at 54%

## COVID-19 vaccinations

So far approximately **11.1 million** vaccine doses have been administered.

### Total vaccine doses administered

This graph shows the total number of doses administered according to calculations.



### Planned doses this week

**1,448,907**

Number of doses the Netherlands expects to administer from 7 to 13 June. The actual number may differ, for example due to people cancelling their appointments or problems with vaccine deliveries.