

FEDERTEC



Economic situation & Fluid Power market in Italy

CETOP Market Outlook web conference

7th October 2021

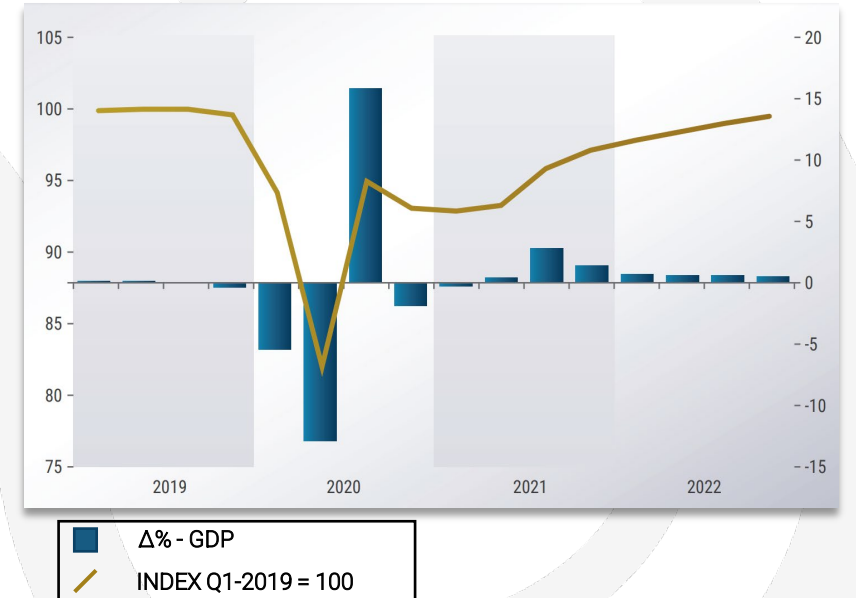
Economic situation in Italy

	2018	2019	2020	2021 *
GDP	+0,8%	+0,3%	-8,9%	+5,9%
Investment	+3,1%	+1,4%	-9,2%	+9,2%
Export (Goods & Services)	+2,3%	+1,2%	-14,0%	+11,4%
Import (Goods & Services)	+3,4%	-0,4%	-12,9%	+12,3%
Unemployment Rate	10,6%	10,0%	9,0%	10,3%

* Forecast CONFINDUSTRIA

Source: ISTAT

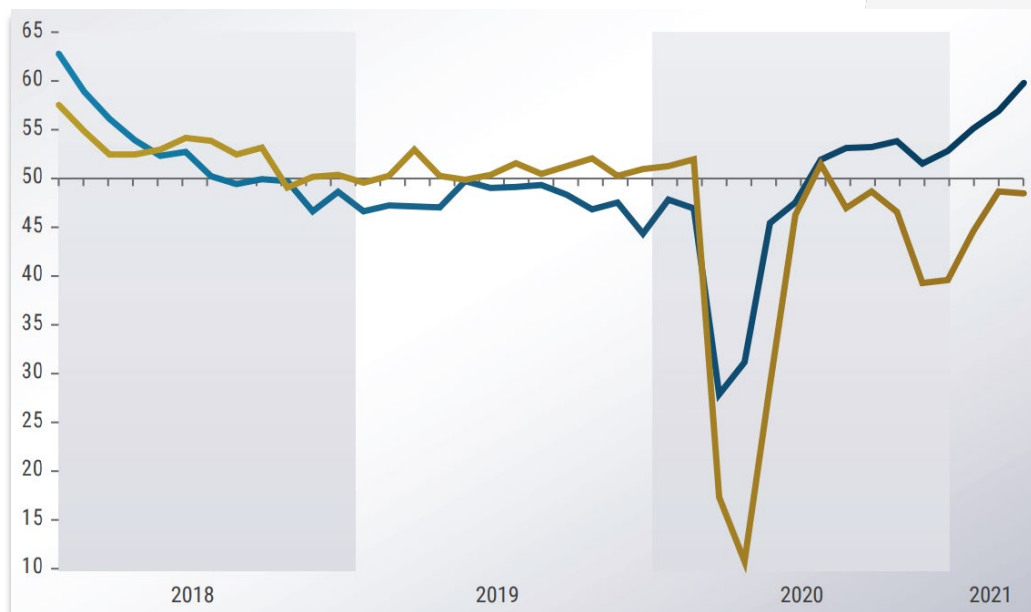
GDP (quarterly average)



Source: Confindustria

Economic situation in Italy

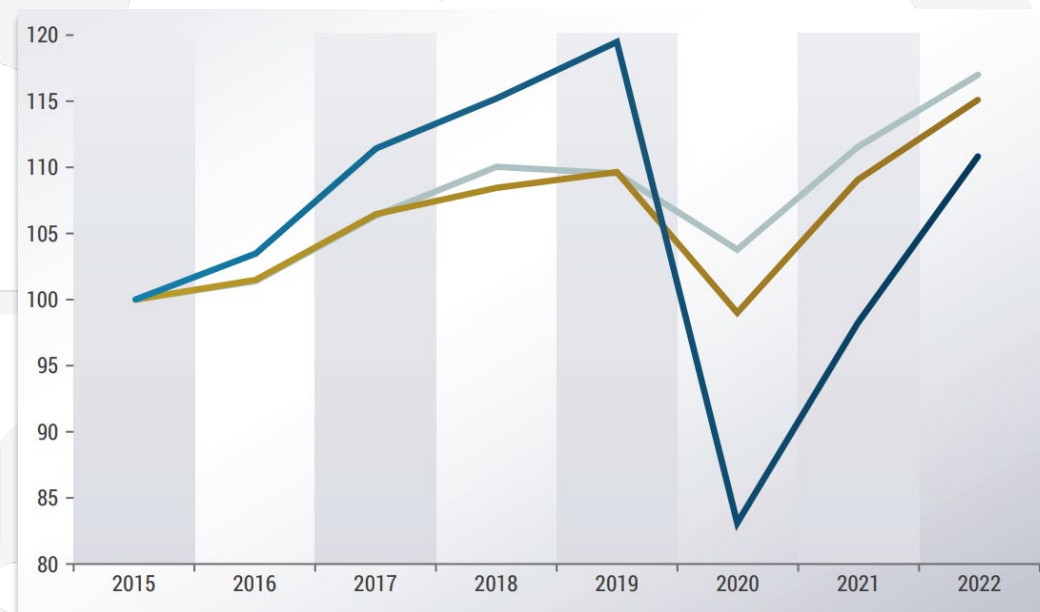
PMI - index



Services Manufacturing

Italian Export

index 2015 = 100



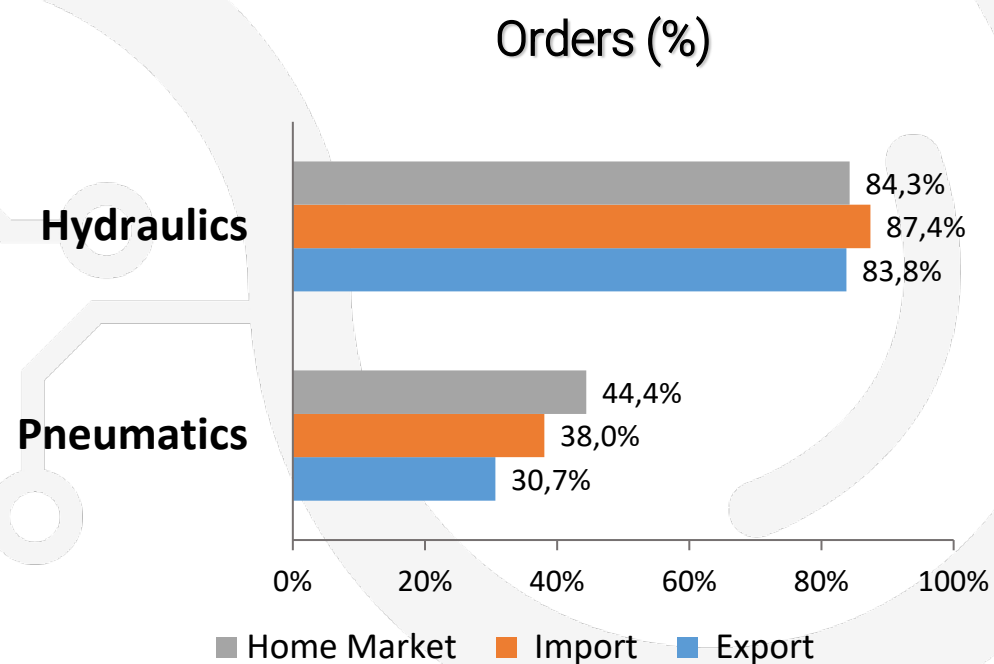
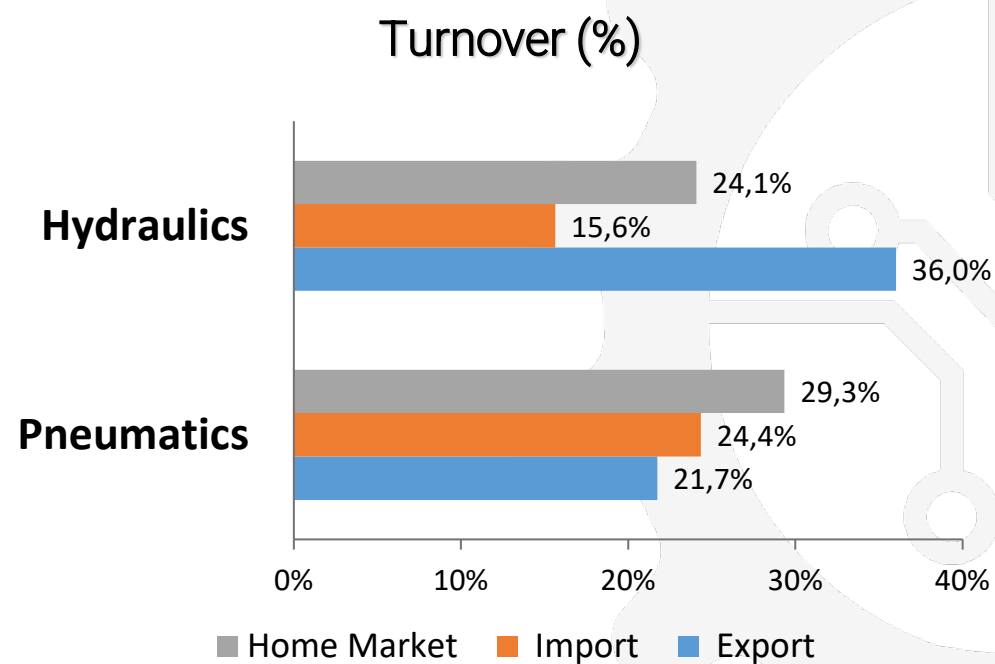
Goods Services World trade in goods

Source: Confindustria

Fluid Power Market in Italy

Quarterly Trend Survey

January-June 2021 / January-June 2020



Fluid power and-use markets in Italy (*)

Machine tools, robots and automation (orders)	+88,2%
Agricultural machinery	+52,0%
Construction machinery	+55,0%
Plastics and rubber machinery	+11,0%
Woodworking machinery (orders)	+100,3%
Packaging machinery	+21,0%

* Half-year results (2021 vs. 2020)



Supply chain overview

Orders increased more than expectation



- Lackage of raw materials
- No containers available for on-time deliveries (mostly from China)
- 12/18 months delivery to customer for some components
- Commodity prices continue to rise (raw materials and energy too)